

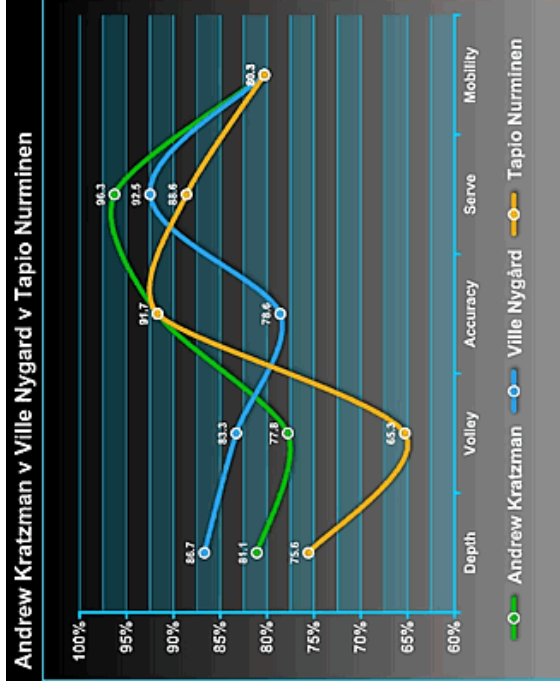
DYNAMIC FULL COLOUR CHARTS OF YOUR RESULTS AGAINST OTHER PLAYERS YOU CHOOSE!!

This chart shows you how you measure up against other players you choose.

Simply type a player's name and you can create a chart that will show your scores against those of the player or players you select.

You can choose up to 4 players to compare your On Court Assessment results against.

This is a great tool for seeing how you compare against your friends and colleagues.

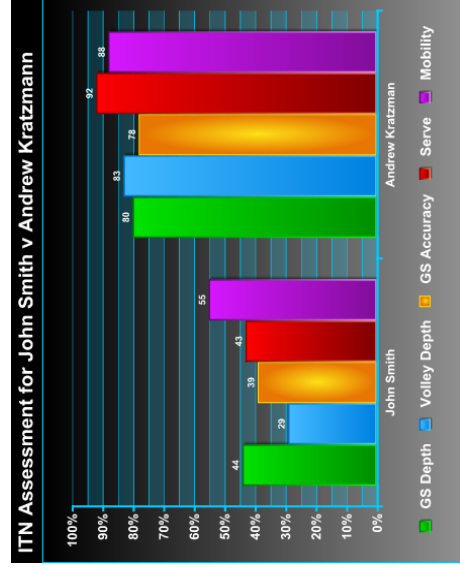
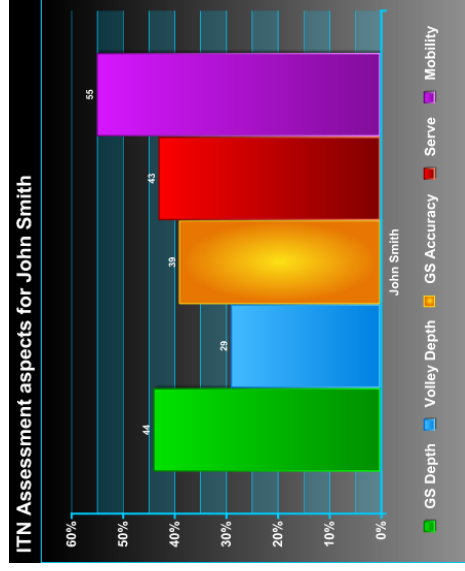
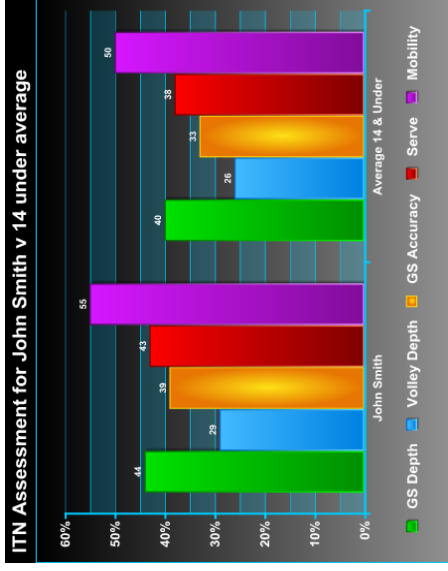


what's your number?



International Tennis Number

SAMPLE DYNAMIC FULL COLOUR CHARTS



ITN ON COURT ASSESSMENT

TRACK, CHART AND COMPARE YOUR RESULTS TO PLAYERS ON A LOCAL, NATIONAL AND INTERNATIONAL BASIS AT

www.oncourtaassessment.com

www.oncourtaassessment.com

Official ITN On Court Assessment Tennis Database

ITN How Good Are YOU?
Track & Chart your own tennis improvement & compare yourself to other players on a local, national & global basis.

New Users
Click here to START

How POWERFUL and ACCURATE are your SHOTS?
How do you compare to these? Soft and short: 1 POINT. Powerful and fast: 8 POINTS.

Chart Your Improvement

Promotional Poster

Assessment Kit

Current High Scores

Name	Country	Score	ITN
Ville Nygård	Finland	365	1
Tapio Nurminen	Finland	349	2
Veli-Pekka Antila	Finland	347	2
Mika Hedman	Finland	345	2
Jarmo Ronkko	Finland	344	2
Timo Vuolteenaho	Finland	338	3
Adam Mathernstrom	USA	334	3
Kathleen Reid	USA	334	3
Charles Wheeler	USA	334	3
Joseph De	USA	328	3
Chlor Love	USA	323	3

Visit the website at

www.oncourtaassessment.com

For any inquiries please contact us at Email: info@oncourtaassessment.com
On Court Assessment Pty Ltd
1st Floor 11 Munro St, Coburg, Victoria Australia 3058

www.oncourtaassessment.com

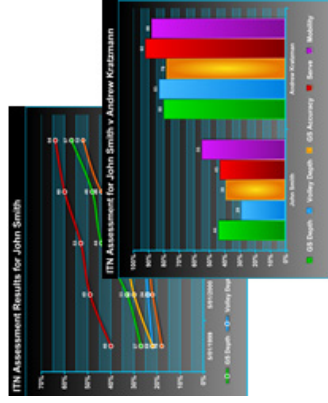
DYNAMIC FULL COLOUR CHARTS OF YOUR DEVELOPMENT AND IMPROVEMENT!!

Now coaches and players can track a player's ongoing development and improvement online at www.oncourtassessment.com

Whether you're just starting out or a seasoned competitor, the ability to see your results in colorful easy to read charts, will help you pinpoint what you're excelling at and what you need to improve on, to take the next step. The ITN On Court Assessment will clearly illustrate if you have more control of your forehand, backhand, volley or serve. We even measure control, accuracy and power.

You can also compare your Assessment results with averages for your age as well as the highest scores in your age category. Juniors will be able to compare themselves with the very best players in their state, country and globally for their age group.

This is an example of how Assessment results will be displayed.



what's your number?



International Tennis Number

CHARTS AND PERFORMANCE!!

Listed below are full colour, dynamic charts of the player's ITN On Court Assessment results.

- **Age Group Australia** This chart displays your results against the average in Australia.
- **Age Group Global** This chart displays your results against the average globally.
- **Forehand v Backhand** This chart displays your results by Forehand v Backhand.
- **Over Time** This chart displays your total results as you improve over time.
- **Over Time Individual** This chart displays different aspects of your results over time.
- **Compare with other players** You select players and compare your results against theirs.
- **Error review** This report informs you of your potential score just by eliminating your errors.



An eager parent watches closely and enters the score for her son in to an Official ITN On Court Assessment Score Sheet at Melbourne Park.

ANALYZE YOUR LAST ASSESSMENT RESULT AND SEE HOW MUCH YOU WOULD IMPROVE JUST BY ELIMINATING YOUR ERRORS!!

Many players believe they must hit with more power & accuracy to improve their score. This report shows you don't have to hit better shots, you just have to cut down on your errors, to improve your score.

This report calculates your average score for all the shots that received a score, then substitutes your errors with this score to forecast your potential score by eliminating your errors.

With no errors your potential score for your last assessment is:

Ground Stroke Depth:

Real Score = 26

Potential Score = 37

Volley Depth:

Real Score = 21

Potential Score = 26

Accuracy:

Real Score = 34

Potential Score = 43

Serve:

Real Score = 34

Potential Score = 49

Total:

Real Score = 134 (ITN: 9)

Potential Score = 174 (ITN: 8)

Name	Score	ITN
Andrew Kratzmann	371	1
Lachlan Reid	334	3
Charles Wheeler	334	3
Karl Davies	334	3
Joseph De Francesco	331	3
Andrei Tonejc	326	3
Roberta Burzagli	325	2
Andrew Roberts	318	3
Edward Jarolim	318	3
Numo Maa	318	3
Edward Bourcher	311	3
Peter McNamara	310	3
Wendell McConnie	307	3
Jared Easton	305	3
Rene Busch	305	3

Displayed on the home page.

what's your number?



International Tennis Number